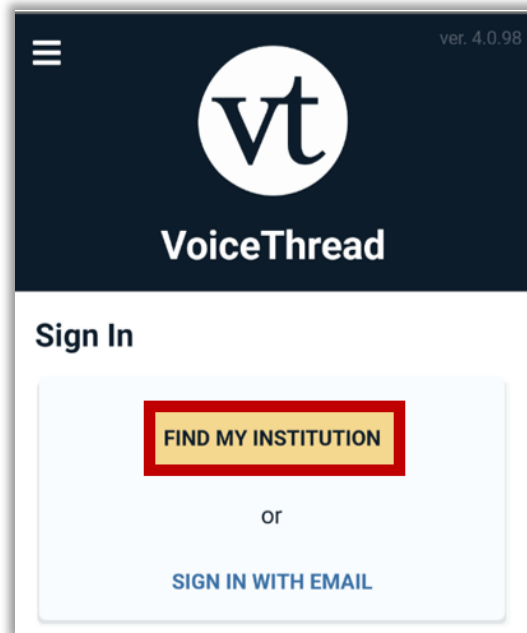
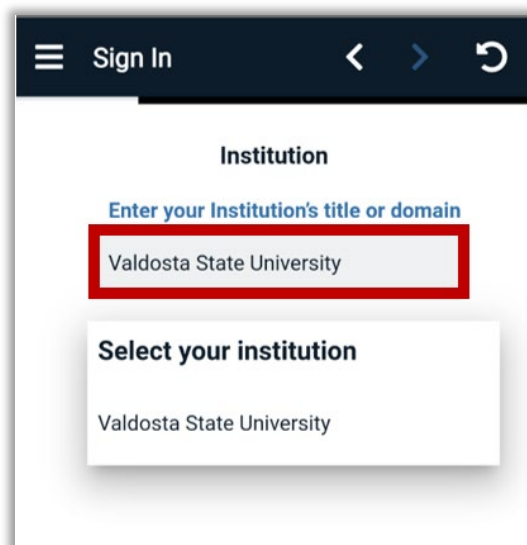


## VoiceThread Mobile App Setup

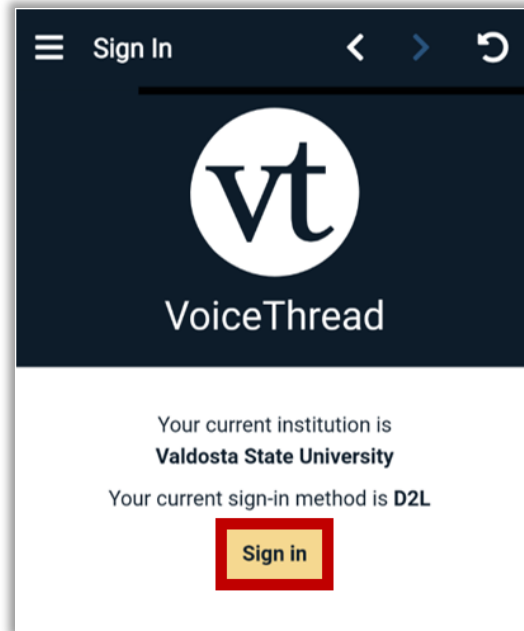
1. Open the app.
2. Select **Find My Institution**.




3. Enter **Valdosta State University** in the text field.



4. Select **Sign In**.



5. You will be directed to the MyVSU login page. Enter your credentials.



Congratulations! You have logged in to the VoiceThread mobile app. If you are having a hard time finding your course on the VoiceThread mobile app, then go to BlazeVIEW to access your course VoiceThread first, then try the mobile app again.

For more information and support for mobile app usage, visit the [VoiceThread Mobile App](#) webpage.

For more information or assistance, call 229-245-6490 or email [blazeview@valdosta.edu](mailto:blazeview@valdosta.edu).

For 24/7 BlazeVIEW or GoVIEW assistance, call 855-772-0423 or visit [GeorgiaVIEW Help Center](#).



CENTER *for*  
eLEARNING  
VALDOSTA STATE UNIVERSITY